



## Combo under counter

Shallow above standard drawer (SVS2)  
or standard above shallow drawer (VSS2)



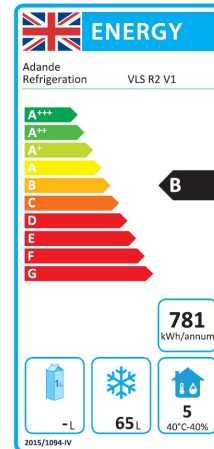
## Applications

- Ergonomic storage solution, right at the point of use
- Ideal for meat, deli & dessert prep
- Perfect for garnish and ‘mise en place’ generally
- Frozen storage by the deep fry station, with worktop mounted Fry Basket Rack as an optional extra

## Storage Capacity

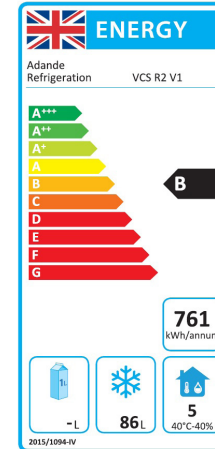
Standard Drawer	Shallow Drawer
<b>Gastronorm Pans</b> 4 x 1/1 GN 100 mm Deep or equivalent	<b>Gastronorm Pans</b> 4 x 1/1 GN 75 mm Deep or equivalent
<b>Maximum Weight</b> 40 kg of Food	<b>Maximum Weight</b> 30 kg of Food
<b>Volume</b> 86 Litres	<b>Volume</b> 65 Litres

## Hydrocarbon R600a Refrigerant



### Shallow Drawer

'B' Energy Rating in freezer mode  
'A' Energy Rating in fridge mode  
(Consumption 325 kWh/annum)



### Standard Drawer

'B' Energy Rating in freezer mode  
'A' Energy Rating in fridge mode  
(Consumption 307 kWh/annum)



## Climate Testing

Tested to **Climate Class 4** (30°C & 55% relative humidity) for temperature and energy consumption and to **Climate Class 5** (40°C & 40% relative humidity) for temperature

## Electrical

**Mains Supply**  
230 Vac 50 Hz

**Power Socket** (included)  
Correct 2 or 3 Pin Plug fitted for each country

**Mains Lead** (included)  
2 Metre Coiled Lead



## Options

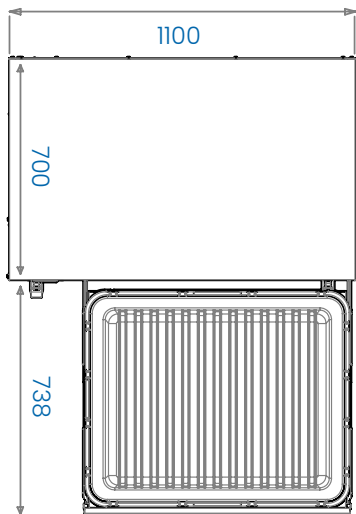
Standard above shallow drawer – code: [VSS2](#) or shallow above standard drawer – code: [SVS2](#)

UNDER COUNTER + COVER TOP (T)	High castor base (HC)		Standard castor base (C)		Small castor base (SC)		Rollers & feet base (R)		Small rollers & feet base (SR)		Locking roller base (L)		Small locking roller base (SL)		
	Finished height	904 mm	<a href="#">SVS2/HCT</a> <a href="#">VSS2/HCT</a>	833 mm	<a href="#">SVS2/CT</a> <a href="#">VSS2/CT</a>	812 mm	<a href="#">SVS2/SCT</a> <a href="#">VSS2/SCT</a>	788 mm	<a href="#">SVS2/RT</a> <a href="#">VSS2/RT</a>	778 mm	<a href="#">SVS2/SRT</a> <a href="#">VSS2/SRT</a>	788 mm	<a href="#">SVS2/LT</a> <a href="#">VSS2/LT</a>	778 mm	<a href="#">SVS2/SLT</a> <a href="#">VSS2/SLT</a>
Load-bearing capacity	0 kg		0 kg		0 kg		0 kg		0 kg		0 kg		0 kg		0 kg

For full options please see our [Drawer Customising](#) and [Accessories](#) pages

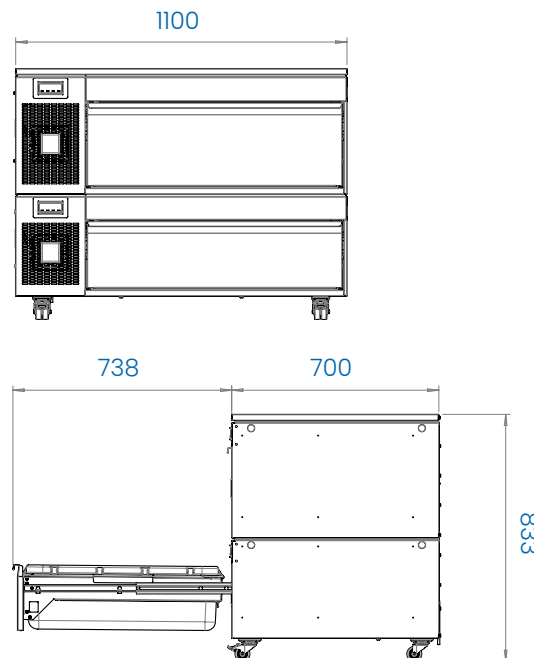
## Plan View

Combo prep station ([SVS2](#) & [VSS2](#))  
With open drawer



## Elevation

Combo under counter ([SVS2](#) & [VSS2](#))  
Standards castors (C)  
Cover top (T)  
[SVS2/CT](#) & [VSS2/CT](#) (Illustrated)



## Tops



## Double Drawer Module



## Base

