



Cassette one drawer

Shallow depth drawer + cover top



Applications

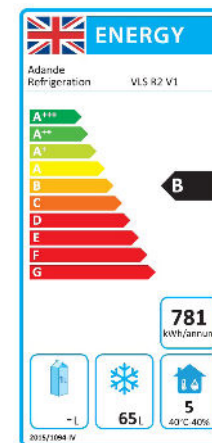
- Highly ergonomic storage solution, right at the point of use
- Matchbox Drawers provide access from both sides of a central island unit
- Ideal for meat, deli and dessert prep
- Perfect storage for garnish and 'mise en place' generally

Hydrocarbon R600a Refrigerant

Shallow drawer

'B' Energy Rating
in Freezer Mode

'A' Energy Rating
in Fridge Mode
(Consumption 325
kWh/annum)



Storage Capacity

Gastronorm (GN) Pans
4 x 1/1 GN
75 mm Deep
or equivalent (per Drawer)

Maximum Weight
30 kg of Food (per Drawer)

Volume
65 Litres (per Drawer)

Climate Testing

Tested to Climate Class 4
(30°C & 55% relative humidity)
for temperature and energy
consumption and to Climate
Class 5 (40°C & 40% relative
humidity) for temperature

Electrical

Mains Supply
230 Vac 50 Hz

Power Socket (included)
Correct 2 or 3 Pin Plug
fitted for each country

Mains Lead (included)
2 Metre Coiled Lead



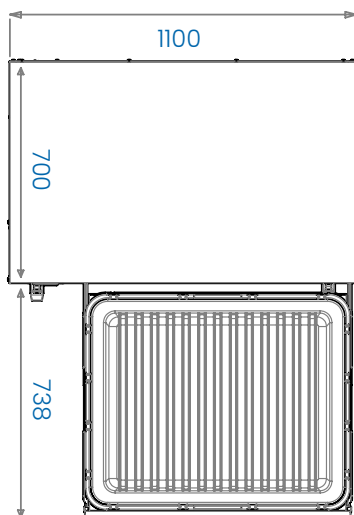


Options

| SHALLOW DRAWER CASSETTE + SOLID WORKTOP (W) | Flat base (FB) | | SHALLOW DRAWER CASSETTE + COVER TOP (T) | Flat base (FB) | |
|--|---|----------|--|---|----------|
| Finished height | 369 mm | VLS1/FBW | Finished height | 360 mm | VLS1/FBT |
| Load-bearing capacity | Check weight capacity of cook range or other fabricated housing of the Adande Cassette unit | | Load-bearing capacity | Check weight capacity of cook range or other fabricated housing of the Adande Cassette unit | |

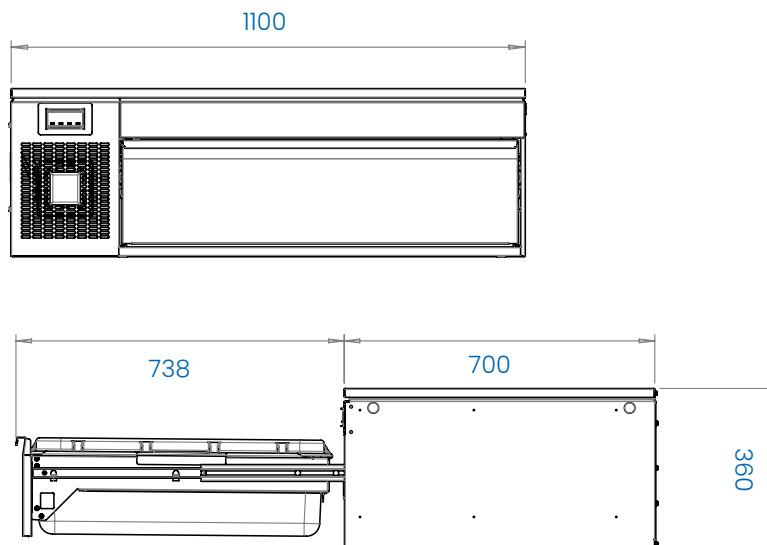
Plan View

Shallow drawer cassette (VLS1)
With open drawer



Elevation

Shallow drawer cassette (VLS1)
Flat base (FB)
Cover top (T)
VLS2/FBT



Tops



Drawer Module & Flat Base

